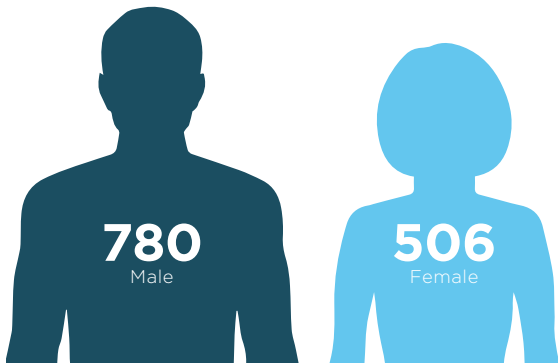


TRANSPLANT OUTCOMES 2018

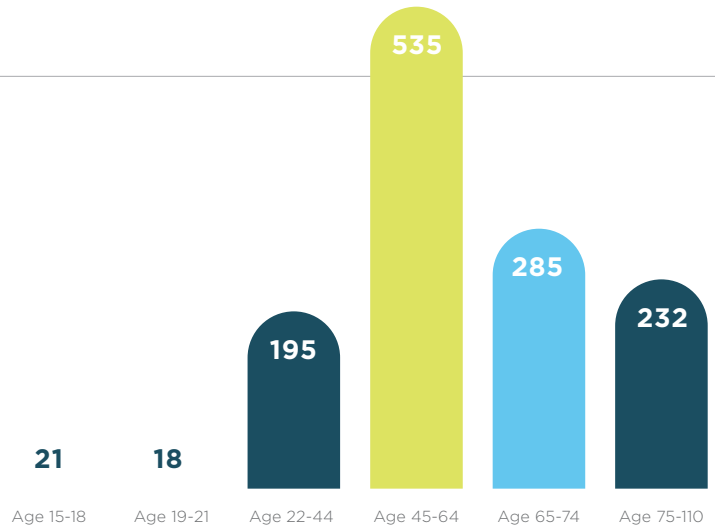
WORKING TO ACHIEVE YOUR HIGHEST POTENTIAL

No two cases are exactly alike, but RHI provides intensive rehabilitation services to address complex medical, surgical and neurological injuries or illnesses.



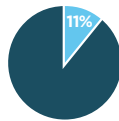
In 2018, we had the privilege of treating **1,286 PATIENTS**.

“ I placed my wife in your hands...the wisest decision I have made in a long time. RHI and its staff are **astute, passionate, attentive, patient and happy** in their work. ”
—J. Byron Jensen

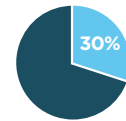


NUMBER OF PATIENTS BY AGE GROUP

7.3% of patients were treated for side effects—either debility or non-traumatic brain dysfunction—after receiving a transplant.



11% of non-traumatic brain dysfunction patients had received transplants.



30% of debility patients had received transplants.

INVOLVING CAREGIVERS IN THERAPY ENHANCES PATIENT PROGRESS AFTER DISCHARGE.

CASE MIX INDEX (CMI)

RHI's inpatients are admitted with more severe functional and medical complications (the higher the number, the worse the condition).

RHI: 1.47

NATIONWIDE: 1.34

FUNCTIONAL INDEPENDENT MEASURE (FIM) CHANGE: 24.3

This number indicates the patients' progression from the date of admission until after discharge and is derived from a number of factors.



AVERAGE LENGTH OF STAY

15.3 DAYS



DISCHARGE TO COMMUNITY

62.5%



RETURN TO ACUTE HOSPITAL

10.4%



PATIENT SATISFACTION SCORES

ACTUAL: 92 GOAL: 94